

Annex 1
Photographic documentation
Tests for the pendulum impact tests on ESG glass panes backed with PVC foil



Fig. 1 Test frame / glass pane 1




Fig. 2 Corner of the test frame

H:\DATAD\SWUE\PB\Katz\090162\090162foengl.doc / Seite 1 von 14

LGA · Abteilung Statik · Dreikronenstraße 31 · 97082 Würzburg
Telefon 0931 41 96-0 · Telefax 0931 41 96-200
E-Mail: wuerzburg@lga.de · Internet: www.lga.de

LGA® Landesgewerbeamt Bayern
Körperschaft des öffentlichen Rechts
Sitz und Registergericht Nürnberg HRA14622
Direktor: Peter Thumann
Vors. d. Aufsichtsrates: Bernd Grossmann



Fig. 3 Test: glass pane 1, 450 mm




Fig. 4 Back of the glass pane



Fig. 5 Test using the ball \varnothing 76 mm



Fig. 6 max. test force 88 N



Fig. 7 Test / glass pane 1 / 900 mm



Fig. 8 Detail of the fracture



Fig. 9 Back



Fig. 10 Test / glass pane 2




Fig. 11 glass pane 2, as Fig. 10



Fig. 12 Test / glass pane 3



Fig 13 Back / of glass pane 3



Fig. 14 Glass splinters



Fig. 15 Test / glass pane 4



Fig. 16 Back / glass pane 4




Fig. 17 Test / glass pane 5

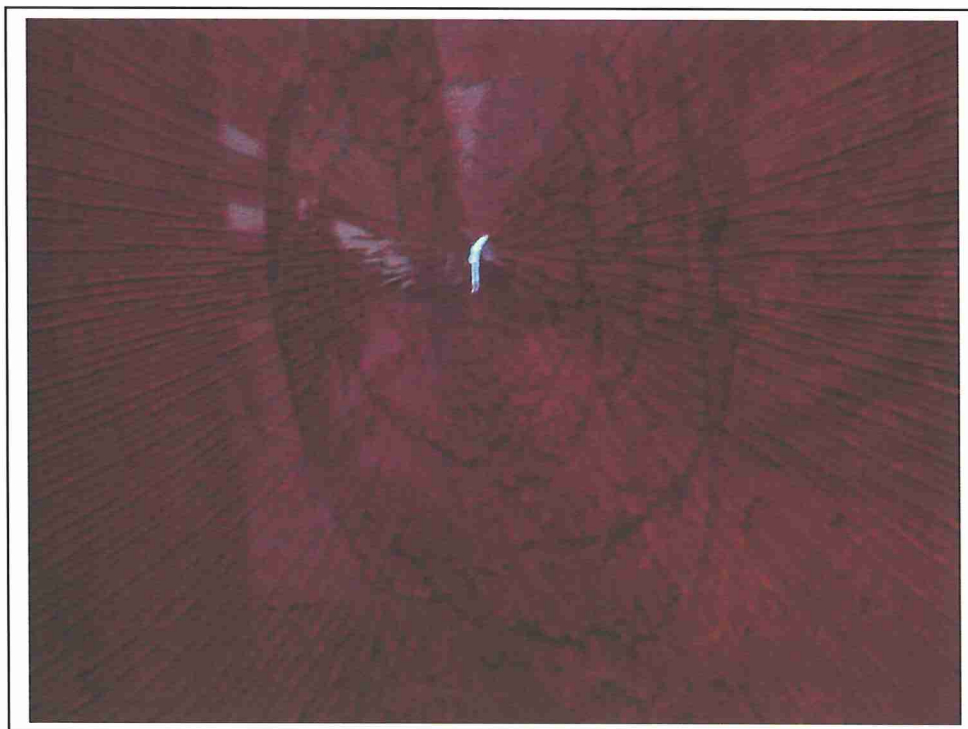


Fig. 18 Back of the glass pane 5



Fig. 19 Glass pane 6 prior to the impact test



Fig 20 after the impact



Fig. 21 Back



Fig. 22 Lower edge




Fig. 23 Test / glass pane 7




Fig. 24 Test / glass pane 7



Fig. 25 Test / glass pane 8



Fig. 26 Back, glass pane 8




Fig. 27 Glass pane 8, lower edge